

SERVICE BULLETIN



Service Bulletin No.: DA20-92-02, Rev. 0

Date Issued: July 15, 2002

Title: Certification, Spanish Import Requirements

Page: 1 of 4

- 1. ATA Code:** 9200
- 2. Effectivity:** All DA 20 A1 Aircraft, S/N 10002 and subsequent, for operation under Spanish registry.
- 3. General:** This bulletin describes modifications required for aircraft operation under Spanish registry.
- 4. Compliance:** Prior to the issue of a Spanish Certificate of Airworthiness.
- 5. Approval:** Data referenced or contained in this service bulletin is Ministerio De Fomento approved.
- 6. Labor:** Approximately 1 hour will be required to accomplish this service bulletin.
This estimate is for direct labor performed by a technician and it does not include setup, planning, familiarization, cure time, part fabrication or tool acquisition.

7. Material:	Part	Description	Qty
	20-1120-02-08	Placard, Emergency Opening, Spanish	1
	20-1120-02-09	Placard, Canopy Opening, Spanish	2
	20-1120-02-15	Placard, Emergency Lever, Spanish	1
	20-1130-02-07	Placard, Fuel Valve Open, Spanish	2
	20-1130-02-08	Placard, Fuel Valve Closed, Spanish	2
	20-1130-02-10	Placard, RH Canopy Open/Closed, Spanish	1
	20-1130-02-11	Placard, LH Canopy Open/Closed, Spanish	1

The above material may be ordered as kit DA20-92-02 AMK0

- 8. Special Tools:** No special tools are required.
- 9. References:** No additional references are required.

SERVICE BULLETIN



Service Bulletin No.: DA20-92-02, Rev. 0

Date Issued: July 15, 2002

Title: Certification, Spanish Import Requirements

Page: 2 of 4

10. Accomplishment Instructions:

- 10.1 Install the Spanish language placards adjacent to the English language placards as shown in Figures 1,2 and 3.

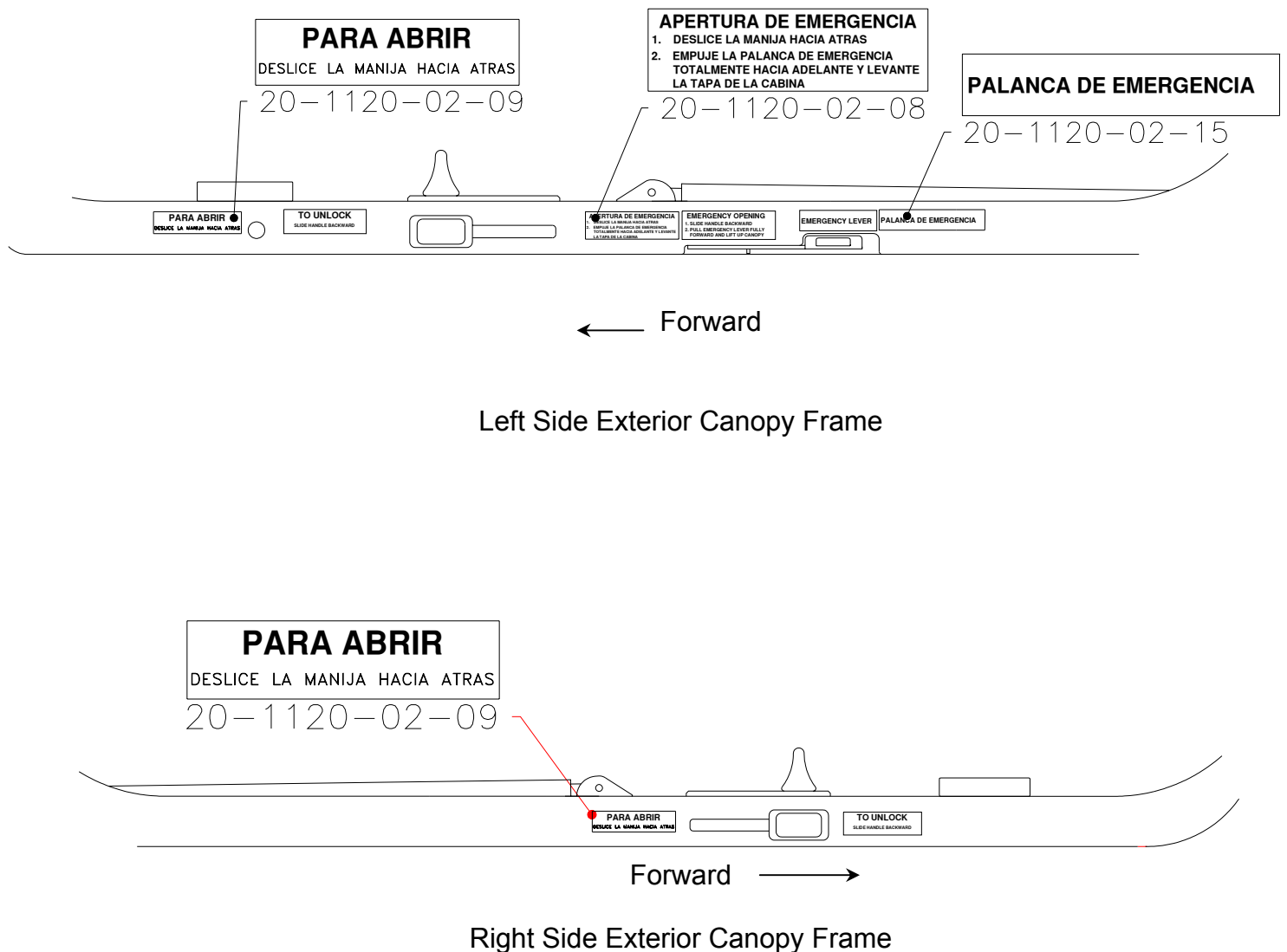


Figure 1
Exterior Placards Installation

SERVICE BULLETIN

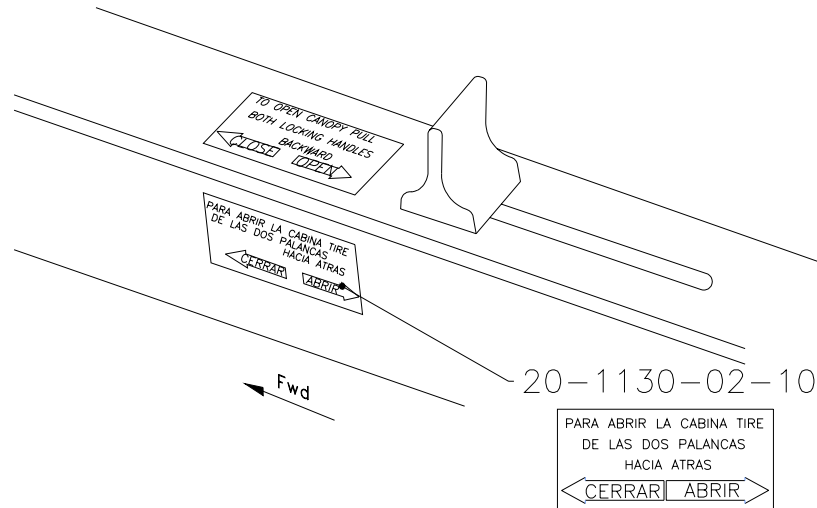


Service Bulletin No.: DA20-92-02, Rev. 0

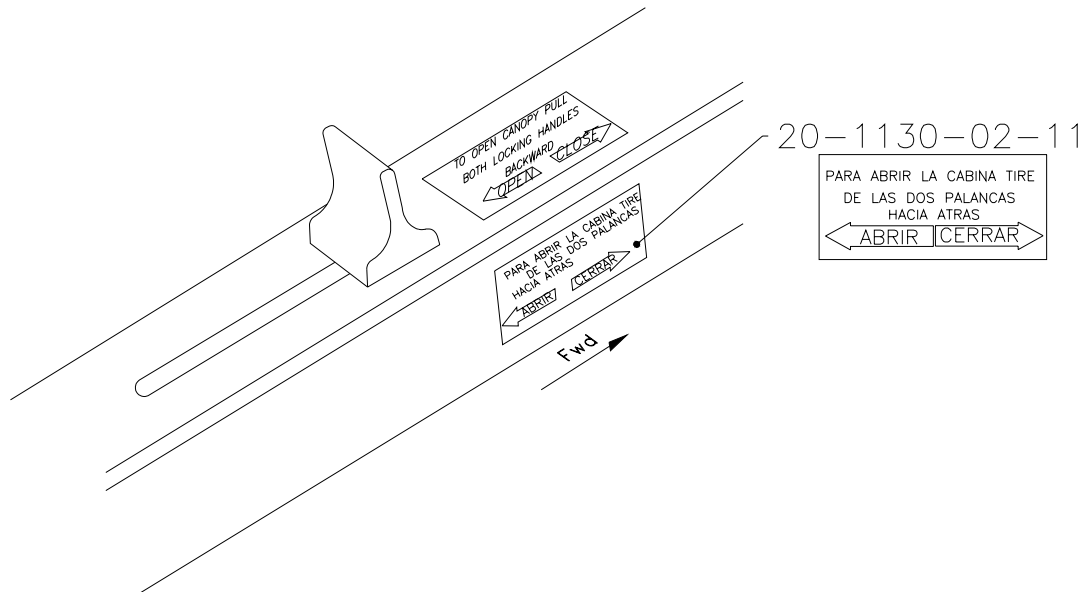
Date Issued: July 15, 2002

Title: Certification, Spanish Import Requirements

Page: 3 of 4



Right Side Interior Canopy Frame



Left Side Interior Canopy Frame

Figure 2
Interior Placards Installation

SERVICE BULLETIN



Service Bulletin No.: DA20-92-02, Rev. 0

Date Issued: July 15, 2002

Title: Certification, Spanish Import Requirements

Page: 4 of 4

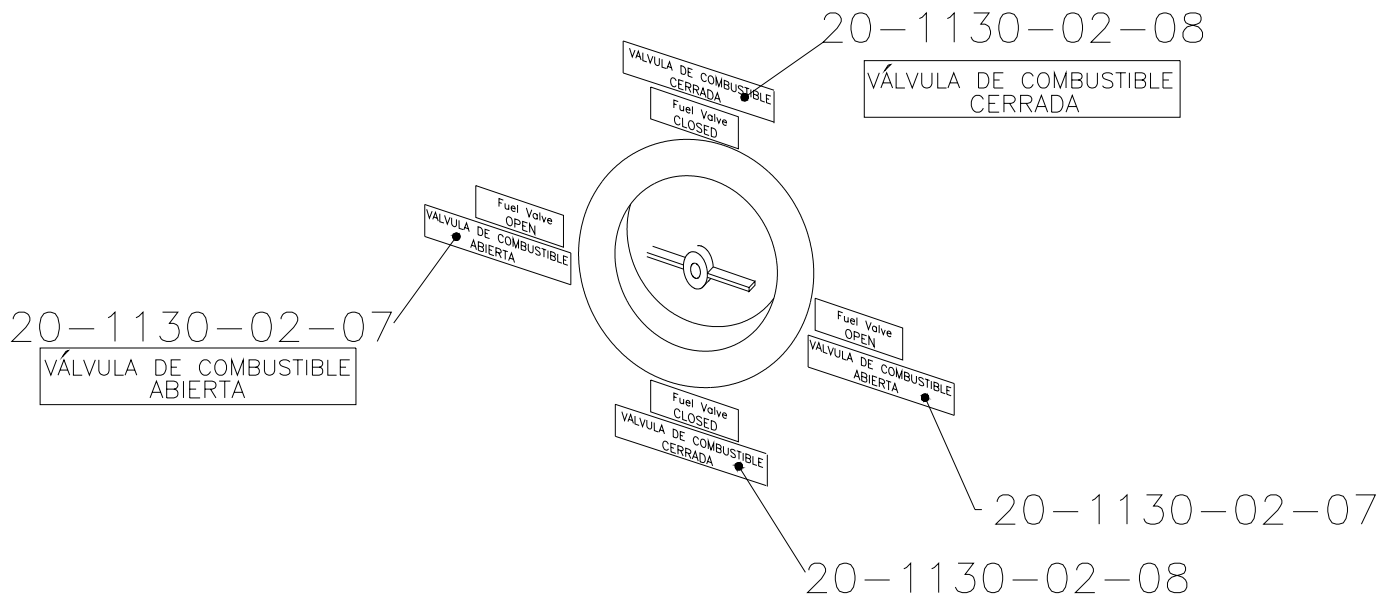


Figure 3
Fuel Valve Placards Installation

11. Weight and Balance: The incorporation of these placards has a negligible effect on the weight and balance of the aircraft.

12. Availability: Contact Diamond Aircraft Parts Department

To obtain satisfactory results, procedures specified in this Service Bulletin must be accomplished in accordance with accepted methods and current government regulations. Diamond Aircraft Industries Inc. cannot be responsible for the quality of work performed in accomplishing the requirements of this Service Bulletin. Diamond Aircraft reserves the right to void continued warranty coverage in the area affected by this Service Bulletin if it is not incorporated. If you no longer own the aircraft to which this Service Bulletin applies, please forward it to the current owner and send the name of the current owner to Diamond Aircraft Industries Inc., at the address below.

Diamond Aircraft Industries Inc. 1560 Crumlin Road, London, Ontario, Canada N5V 1S2
Phone: (519) 457-4041 Fax: (519) 457-4060